Rock-A-Teer

Puyallup Valley Gem & Mineral Club
Established October 9, 1948

Newsletter of the Puyallup Valley Gem & Mineral Club

Jillian Higgins

Issue 107 | Volume 157 | November | 2026

THIS ISSUE

President's Perspective P.2
Field Trip Report P.2
November Club House Schedule P.3
Membership Renewal P.4
Associations Director Report P.5
Clubhouse Report P.5
Article: Iris Agate P.6-8
Field Trip Recap P.8
Community Supporters P.9
Mineral of the Month P.9
Local Area Shows P.10
2026 Show and Tell P.11
2026 Officers and Chairs P.12
Word Search & Happy Birthdays P.13

P.O. Box 134, Puyallup, WA 98371 PVGAMC@gmail.com
www.puyallupvalleygemandmineralclub.com (253) 987-6751

President's Perspective — Glenn Rodrick

Thank you to everyone who helped out at the auction. The food was really good, and we had a lot of deserts. I also want to say thank you to everyone who donate material and helped us raise money for our scholarship fund. The potluck was amazing and we had a wonderful turnout and the kids seemed to have a wonderful time.

We are getting close to the end of the year, so it is time to renew your membership if you are planning on maintaining your membership for 2027. You can apply online through our website, you can mail it in to the addresses on the applications, or you can come to a meeting and give it to the membership director or any board member.

This upcoming Business meeting is an important one. We are voting on the 2027 Board of Directors, and our Man and Woman of the year. Please make sure if you have someone you would like to nominate, get the recommendation emailed in to the club emailed address PVGAMC@gmail.com. The comments will be read anonymously, so don't be concerned if you would like to remain nameless.

Field Trip Report

November 14 – Twin Rivers (Joyce)
Meeting place - 10:00Aam Joyce General Store on Hwy 112
Hunting for – Concreations
Tools you need - Rock hammer, shovel, hammer, backpack/bucket for your treasures
Access - easy terrain, based on the tides
Additional items - lunch/snacks and water, water, water. Dress for wet weather in layers

December 19 - Rice Museum – Take yourself through
Meeting place - 26385 Northwest Groveland Dr., Hillsboro, OR 97124
Hunting for - Rock pile for children to prospect a specimen, Looking at museum displays
Tools you need - Camera if you would like to take pictures
Access - Wheel chair accessible
Additional items - lunch/snacks and water, water, water. Dress in layers. Well worth the trip with displays of all kinds of minerals from the northwest

Please remember that even though we love to meet new people, fieldtrips are a member benefit and part of your membership dues covers you for injury liability.
Though injuries are rare, and we do everything we can to avoid them, we are going out into nature, and uncontrollable environment.
All individuals attending field trips will have to sign a release of liability, and if you are bringing guests, we will try to entice them into join the club by having Membership applications available.

NOVEMBER 2026 CLUB HOUSE SCHEDULE

DATE	DAY	TIME	ACTIVITY	LOCATION	INSTRUCTOR
1	Sunday				
2	Monday	10:00AM-2:00PM	Members Open Access	Club House	Tacha Parker
3	Tuesday	4:00PM-8:00PM	Members Open Access	Club House	Wes Ames
4	Wednesday	10:00AM-2:00PM	Members Open Access	Club House	Dennis Batchelor
5	Thursday	4:00PM-8:00PM	Members Open Access	Club House	Renera Barnes
6	Friday				
7	Saturday	10:00AM-2:00PM	Members Open Access	Club House	Wes Ames
8	Sunday				
9	Monday	10:00AM-2:00PM	Members Open Access	Club House	Tacha Parker
		7:00PM-8:00PM	Opal Club Business Meeting	Club House	Tony Johnson
10	Tuesday	4:00PM-8:00PM	Members Open Access	Club House	Wes Ames
11	Wednesday	10:00AM-2:00PM	Members Open Access	Club House	Dennis Batchelor
		4:00PM-8:00PM	Wire Wrapping	Club House	Diane Stangland
12	Thursday	4:00PM-8:00PM	Members Open Access	Club House	Renera Barnes
13	Friday	6:00PM	Club Board Meeting	Fruitland Grange	Dennis Batchelor
		7:30PM	Club Business Meeting	Fruitland Grange	Glenn Rodrick
14	Saturday	10:00AM-2:00PM	Gem Trees	Club House	Dana James
		See Fieldtrip Report	Twin Rivers (Joyce)	Field Trip	Paul Haak
15	Sunday				
16	Monday	10:00AM-2:00PM	Members Open Access	Club House	Tacha Parker
17	Tuesday	4:00PM-8:00PM	Members Open Access	Club House	Wes Ames
18	Wednesday	10:00AM-2:00PM	Members Open Access	Club House	Dennis Batchelor
19	Thursday	4:00PM-8:00PM	Members Open Access	Club House	Renera Barnes
20	Friday				
21	Saturday	10:00AM-2:00PM	Members Open Access	Club House	Dennis Batchelor
22	Sunday				
23	Monday	10:00AM-2:00PM	Members Open Access	Club House	Tacha Parker
24	Tuesday	4:00PM-8:00PM	Members Open Access	Club House	Wes Ames
25	Wednesday	10:00AM-2:00PM	Members Open Access	Club House	Dennis Batchelor
26	Thursday		**THANKSGIVING CLOSED**		
27	Friday	7:30PM	Bingo Night	Fruitland Grange	Glenn Rodrick
28	Saturday	10:00AM-2:00PM	Cold Forging	Club House	Timothy Jackson
29	Sunday				
30	Monday	10:00AM-2:00PM	Members Open Access	Club House	Tacha Parker

For questions about a specific class or event, contact PVGAMC@gmail.com

Dennis Batchelor (360) 870-8741	Wes Ames (253) 376-7871	Tasha Parker (206) 291-8068
Renera Barnes rsb1224@netscape.com	Paul Haak (253) 312-1743	Ed Knoll (253) 651-7453

*** **Membership Open Access** is the time when members can use the saws and cabbing machines

REMEMBER TO BRING YOUR OWN TOWELS

This schedule is subject to change. Please check the club website for updated information.

Puyallup Valley Gem & Mineral Club
Membership Renewal

*** PLEASE PRINT LEGIBLY ***

Web Site: http://puyallupvalleygemandmineralclub.com

ANNUAL MEMBERSHIP DUES: ► **Single - $25.00** ► **Family (2 or more) - $30.00**
[Dues are due October 1st for the next calendar year and half price beginning July 1st for the current year]

YEAR: 2027

FOR FAMILY MEMBERSHIPS, ALL INDIVIDUALS MUST LIVE AT THE SAME RESIDENCE

☐ SINGLE RENEWAL ☐ FAMILY RENEWAL

PRINT YOUR FIRST AND LAST NAME: _____ DATE OF BIRTH: __/__/__

NOTE ANY CHANGES OF ADDRESS, PHONE, EMAIL, ETC, BELOW. IF SAME AS LAST YEAR, JUST CIRCLE ***"SAME"***
IF YOU CIRCLE ***"NEW"***, PLEASE ENTER THE NEW INFORMATION BELOW.

ADDRESS: (CIRCLE ONE) ***SAME*** **OR** ***NEW***: _____

PHONE: (CIRCLE ONE) ***SAME*** **OR** ***NEW***: _____

EMAIL: (CIRCLE ONE) ***SAME*** **OR** ***NEW***: _____

OTHER: (CIRCLE ONE) ***SAME*** **OR** ***NEW***: _____

FOR FAMILY MEMBERSHIP, CONFIRM/NAME OTHER FAMILY MEMBERS BELOW AND CIRCLE **'ADULT'** ***OR*** **'CHILD'** ***(under 18)***

(Circle one) Adult OR Child _____ DATE OF BIRTH: __/__/__

(Circle one) Adult OR Child _____ DATE OF BIRTH: __/__/__

(Circle one) Adult OR Child _____ DATE OF BIRTH: __/__/__

Please let the Membership Chairperson know as soon as any changes occur in the above information!

Names, addresses and phone numbers are provided to the Club Treasurer, Membership Chairperson and Board Members.

>>OTHER THAN THE ABOVE, PVG&MC DOES NOT SHARE YOUR PERSONAL INFORMATION<<

Give this completed form and your payment to the Treasurer or mail to: PVG&MC, P.O. Box 134, Puyallup, WA 98371
For Expeditied processing mail to: Jillian Higgins c/o PVG&MC, 22509 120th St. Ct. E. Bonney Lake, WA 98391
*** ***NEVER SEND CASH THROUGH THE MAIL*** *** ***Make checks payable to: PVG&MC*** ***
[Upon receipt of this form with payment, a membership card will be created for you and be available by email, or mailed upon request.]

As a member of the Puyallup Valley Gem & Mineral Club, I agree to abide by the rules of the Rock Hounding Code of Ethics, the Standard Operating Procedures, and the BY-LAWS of the Puyallup Valley Gem & Mineral Club.

Member's Signature: _____ Date: _____

Official Use Only: Membership #: _____ Card Issue Date: ____/____/____ Roster Entry Date: ____/____/____
Amount: $_____ ☐ Cash ☐ Check [# _____] ☐ Credit Card Receiver's Initials: _____ Email Date: ____/____/____

Associations Director Report

Greetings my fellow rockhounds and pepplepups!

Fall has definitely arrived. Deciduous trees are putting on their annual show, the nights are getting crisp and rock enthusiasts are trying to figure out if they can get one more rockhounding trip in before winter sets in. We all start thinking about what indoor activities we should do. I like to visit rock shops and museums featuring rocks and minerals. The Rice Northwest Museum of Rocks and Minerals, Burke Museum of Natural History and Culture and Mt. Saint Helens Creation Center are three of my favorite places to visit. As for rock shops Jerry's Rock and Gem is my personal favorite but there is also Manic Mermaid Minerals and NW Rockhounds.

There is nothing new happening on either the federal and state levels. The Mineral Council won't meet again until lunchmeat January 19, 2027.

Respectfully submitted by,
Mark Baumann
Associations Director

Field Trip Recap — Paul Haak

Hi everyone,
Here is a recap report on our October field trip.
It was a beautiful fall day, and we had a great turnout with 25 people attending. The rock hunting was fantastic, especially since the creek was empty, allowing us to search the creek bed that is usually underwater. Everyone found some wonderful rocks, including listwanite and other cool specimens.
Thanks to everyone who joined us and made it such a successful trip!
Best regards,
Paul Haak





Iris Agate

Iris agate is a finely-banded agate that can produce a rainbow of color from a diffraction grating effect.



Figure 1: Two views of a specimen of iris agate. The photo on the left was taken in normal light and displays the color of light reflected from the agate. The photo on the right shows the agate with backlighting. The backlighting reveals the diffraction grating or "iris" effect produced when light passes through the very fine banding of the agate. This specimen is a thin slice of Brazilian agate that measures about 25 mm high, 14 mm wide and 3 mm in thickness.

What is Iris Agate?

"Iris Agate" is a name used for a finely-banded agate that produces a spectacular display of color when it is cut properly and illuminated from a direction that sends light through its very thin bands. The name "iris agate" is used because one meaning of the word "iris" is "a rainbow-like display of colors."

A specimen of iris agate is shown in the pair of photographs in Figure 1. This specimen is a thin slice of agate that measures about 25 mm high, 14 mm wide and 3 mm in thickness. The agate is very finely banded. The parts of the agate that produce the iris effect are translucent to transparent and have at least 15 to 30 bands per millimeter that are countable under a gemological microscope. Some parts of the agate have a higher density of bands, but they cannot be counted because they are very thin and the agate is milky.



Rainbow agate: An enlarged view of the iris agate specimen with backlighting. This view is at a slightly different angle than the backlit view above. It demonstrates that the spectral colors change with the angle of incident light and observation.

Reflected Light and Backlight Views

The photo on the left side of Figure 1 shows the iris agate specimen under normal illumination. The colors that you see in this photo are mainly colors of light reflected from the surface of the agate.

The photo on the right side of Figure 1 shows the same specimen; however, in this photo the source of light is behind the specimen. The colors that you see in this photo are produced by light that is transmitted through the agate. These colors are very different from the reflected light view and very different from the body color of the agate. They are produced by an optical phenomenon known as diffraction.

When light strikes the agate, it encounters the edges of the tiny bands. These bands disrupt the flow of light, and the rays of light take many separate paths through the thin bands of the agate. The bands act as a natural diffraction grating that diffracts the light and produces a display of spectral colors.

Observing iris agate: To observe or photograph iris agate, the stone must be between the observer's eye and a strong light source. The illumination must come from behind the stone. For this reason, iris agate is not a good material for many jewelries uses. It would not work in a ring or a pin. Very thin slices of agate could be used as dangle earrings; however, they would only exhibit the iris effect when the observer is looking at the earrings and the person wearing them is between the observer and a strong light source.



How to Cut, Observe and Display Iris Agate

Most agates will not produce an iris effect. Candidates are those that are very finely banded and nearly transparent. They must be sliced so that the sawn surface is perpendicular to the banding of the agate. The thinner they are sliced, the stronger the spectral colors. (Our slice, at 3 millimeters, is thicker than optimal and shows higher order colors instead of primary colors.) The surface of the agate should be brightly polished to allow the easy entry of light without the scattering caused by an unpolished surface. To observe the iris effect, the agate must be positioned between the observer and a light source with the rays of light striking the surface of the agate perpendicular to the polished surface. At that angle a maximum amount of light will enter the agate.





Iris agates can be placed on a display stand or dangled on a string in front of a sunny window. They can be mounted in a display case with backlighting. Some people display iris agate in jewelry. The requirement for backlighting prohibits a good spectral display in a ring, pin or brooch. The stone must be suspended to have a light source and observer on opposite sides of the stone. The best jewelry use is in earrings.

Iris agate cabochon: The two photos above show an iris agate cabochon in transmitted (top) and reflected (bottom) light. In reflected light it looks like a plain white agate with a

few cloudy but translucent bands. However, in transmitted light it has a nice display of "iris color" traversing its length. This specimen is approximately 23 mm x 13 mm x 5 mm in size and was made from agate found in Indonesia.

Unappreciated Iris Agate

Specimens of iris agate are not often seen in museums and mineral shows. However, they are probably much more common than most people realize. Most agate slabs are cut too thick to produce a strong iris effect (the thinner the slab, the stronger the colors), and many thinly-sliced agates are not observed in a way that reveals the iris effect. So, if you have some thinly-banded agate that is translucent to transparent, you could cut a thin slice to see if there is a rainbow inside.



Cat's eye scapolite: The stone on the left is a 10 x 7 millimeter oval with a very coarse silk. The silk can be seen in the stone as linear bands of black inclusions that cross the stone from left to right. The cat's-eye forms at right angles to the silk. The stone on the right is a 12 x 9 millimeter oval with a coarse silk. The silk has just the right spacing to serve as a diffraction grating and produce a beautiful display of iridescent color. Iris effect cabochons could be used as ring stones but the iris effect would only be observed when the stone is between the observer and a strong source of light that enters the stone at a low angle. Next time you find a cabochon with coarse silk suspended in clear material, hit it with a beam of low-angle light.

Iris Cabochons

Sometimes cabochons with a coarse silk can produce an iris effect under proper illumination. The **scapolite** on the right side of the photo has a very coarse silk of included minerals with a very clear material between the silk fibers. The cabochon produces a cat's-eye under high-angle illumination. When the stone is between the observer and a source of low-angle illumination, rays of light enter the stone and are diffracted by the coarse silk to produce a bright display of spectral colors.

Author: **Hobart M. King**, Ph.D.

Clubhouse report — Wes Ames

New 16" saw is up and running, it's instructor load only. Member may advance for additional slabs cuts, but if rock needs to be repositioned in the vice it has to be done by a clubhouse instructor. Library is in the process of being moved to back storage room. 18" saw Vice back stop is still on back order with no date of arrival.

COMMUNITY SUPPORTERS

SOUTH HILL RV SALES Family Owned & Operated	South Hill RV Sales Offering the highest rated starter, midline, and high end towables and RVs at the lowest prices which has made us a top volume dealer in Washington state. 12414 Meridian East, Puyallup 98373 253-435-7751 or 866-435-7751 www.southhillrv.com
H & I Lapidary	Amber, Jewelry, Beads, Findings, Gemstones, Slabs, Rough Material, Fossils, and Aussie items. Mike and LaVon Siperek (253) 531-7294 4203 E 99th Street, Tacoma, WA 98446 Yankees_Diesel@comcast.net
Jerry's Rock & Gem	Rocks, Minerals, Fossils, Equipment, Beading Supplies, Gemstones, Jewelry and Jewelry Repair (253) 852-0539 804 West Valley Hwy, Kent, WA 98032 http://jerrysrockandgem.com/

MINERAL OF THE MONTH

Do you know someone with a November birthday? If you do, you might recognize this gemstone as the official birthstone of the month of November. It is Topaz of cource, and this particular stone comes in many different colors. Yellow colored Topaz, also called Citrine, has been the birthstone for many years, but Blue topaz, also called London topaz has blazed on the sceen over the last decade or more.





As you can see by the picture on the right, Topaz has a wide range of colors. Most are modified colors, such as the London Blue which is heat treated, or Mystic Topaz which is treated with Titanium to get that crazy purple/green color, but it can be pink and blue as well. Pink and Red topaz are naturally occuring, but are increadbly rare, only really found in Brazil. They get their color from chromium, but tend to be somewhat smaller with more impurities than other pink stones like tourmaline, so are not widely dristributed. We of course have the very limited Champaine topaz found in Utah, and if you are looking for a fun digging experience, I would recombend planning a dig. All Topaz is subject to bleaching in the sun, so be sure to store your Topaz away from the sun.

DATE & TIME	CLUB	SHOW	LOCATION
November 2026 21st 10am - 5pm 22nd 10am - 5pm	Kitsap Mineral and Gem Society	Fall Festival of Gems	The President's Hall 1250 NW Fairgrounds Road Bremerton, WA
February 2027 27th 10am—6pm 28th 10am—5pm	Idaho Gem Club	87th Annual Gem & Mineral Show $5 admission, under 12 free w/ adult	Expo Idaho Fairgrounds Building 'South Wing' 5610 Glenwood Boise, ID
March 2027 20th 10am - 5pm 21st 10am - 5pm	North Seattle Lapidary & Mineral Club	71st Annual Rock and Gem Show	Crown Hill Center 9250 14th Ave NW Seattle, WA 98117
March 2027 20th 9am - 5pm 21st 10am - 5pm	Hellgate Mineral Society	30th Annual Show $5, under 12 free w/adult	Hilton Garden Inn 3720 North Reserve St. Missoula MT
March 2027 207h 10am - 6pm 28th 10am - 5pm	Sweet Home Rock & Mineral Society	75th Annual Rock & Mineral Show $5, under 12 free w/adult	Sweet Home HS Activity Gym 1641 Long St. Sweet Home, OR
May 2027 1st 10am—5pm 2nd 10am—5pm	Everett Rock and Gem Club	72nd Annual show	Evergreen State Fairgrounds 18359 Cascade View Drive Monroe, WA.

2026 SHOW & TELL THEMES and PROGRAM NIGHT EVENTS

MEETING	DATE	SHOW & TELL THEME	PROGRAM NIGHT EVENT
January - 1st Meeting	January 9, 2026	Tiger's Eye or any field trip finds	
January - 2nd Meeting	January 23, 2026	Lace or any field trip finds	Field Trip Finds
February - 1st Meeting	February 13, 2026	Heart shapped or any field trip finds	
February - 2nd Meeting	February 27, 2026	**No Show & Tell**	Carl Carlson
March - 1st Meeting	March 13, 2026	"Sham" rocks or any field trip finds	
March - 2nd Meeting	March 27, 2026	**No Show & Tell**	Jerry's Rock Shop
April - 1st Meeting	April 10, 2026	April Fools Gold or any field trip finds	
April - 2nd Meeting	April 24, 2026	**No Show & Tell**	Auction/Potluck
May - 1st Meeting	May 8, 2026	Flower rocks or any field trip finds	
May - 2nd Meeting	May 22, 2026	**No Show & Tell**	Chris Herrera
June - 1st Meeting	June 12, 2026	Fancy Slabs & Fossils + any field trip finds	
June - 2nd Meeting	June 26, 2026	**No Show & Tell**	Tailgate Party @ Grange Parking Lot
July - 1st Meeting	July 10, 2026	Red, White, & Blue or any field trip finds	
July - 2nd Meeting	July 24, 2026	**No Show & Tell**	Jerry's Rock Shop
August - 1st Meeting	August 14, 2026	Carnelians + any field trip finds	
August - 2nd Meeting	Saturday, August 29, 2026	**No Show & Tell**	Picnic & Tailgate Party at club house on Saturday
September - 1st Meeting	September 11, 2026	Crystals + any field trip finds	
September - 2nd Meeting	September 25, 2026	**No Show & Tell**	Mini Demonstration
October - 1st Meeting	October 9, 2026	Wood + any field trip finds	
October - 2nd Meeting	October 23, 2026	**No Show & Tell**	Auction/Potluck
November - 1st Meeting	November 13, 2026	Thundereggs & Geodes + any field trip finds	
November - 2nd Meeting	November 27, 2026	**No Show & Tell**	BINGO Night
December - 1st Meeting	Saturday, December 12, 2026	**No Show & Tell**	Holiday Banquet/Officer Installation on Saturday
December - 2nd Meeting	No Meeting	**No Show & Tell**	

2026 Elected Officers

Title	Name	Phone	Email
President:	Glenn Rodrick	(253)820-4402	glennrodi10@gmail.com
Vice President:	Dennis Batchelor	(360)870-8741	hobbyhorse51@gmail.com
Secretary:	Mary New	(253)307-1389	marynew59@yahoo.com
Treasurer:	Jillian Higgins	(253)355-3146	J.Y.Higgins@gmail.com
Association Director:	Mark Baumann	(253)310-5891	rocksnreptiles4me@gmail.com
1 Year Director:	Richard Yang	(208)596-8340	ryang0711@gmail.com
2 Year Director:	Brett Lawrence	(253) 584-1319	bandslawrence@comcast.net
1 Year Trustee:	Paul Haak	(253)312-1743	pvhaak@gmail.com
2 Year Trustee:	Wes Ames	(253)376-7871	ameswa@msn.com

2026 Committee Chairs

Title	Name	Phone	Email
Clubhouse Coordinator	Wes Ames	(253)376-7871	ameswa@msn.com
Club Show Coordinator	Jillian Higgins	(253)355-3146	J.Y.Higgins@gmail.com
Field Trips Coordinator	Paul Haak	(253)312-1743	pvhaak@gmail.com
Web Master	Jillian Higgins	(253)355-3146	J.Y.Higgins@gmail.com
Editor/Communications	Jillian Higgins	(253)355-3146	J.Y.Higgins@gmail.com
Membership	Jillian Higgins	(253)355-3146	J.Y.Higgins@gmail.com
Sunshine	Glenn Rodrick	(253)820-4402	glennrodi10@gmail.com
Newsletter	Jillian Higgins	(253)355-3146	J.Y.Higgins@gmail.com
Outreach Coordinator	Mark Baumann	(253)310-5891	rocksnreptiles4me@gmail.com

WASHINGTON STATE MINERAL COUNCIL

The Puyallup Valley Gem & Mineral Club is a member of the American Lands Access Association and the Washington State Mineral Council. You can find more information about the ALAA at: amlands.org or the WA Mineral Council at: mineralcouncil@zoho.com

HAPPY BIRTHDAY

November 2026

Celeste Jessop – 1st
Jeff Hochstrasser – 2nd
Heather Waller – 2nd
Michael Gallagher – 3rd
Craig McClelland – 3rd
Jon Reiber – 3rd
Vivian Rody – 3rd
Dana Schultz – 3rd
Chris Tompkins – 3rd
Nathan White – 3rd
Scott Bosen – 5th
Roxann Gary – 5th
Corynne Sperry – 5th
Renee Hinkle – 6th
Jemma Leeberg – 6th
Landen Napier – 6th
Elliot Boyd – 7th
Terra Perkins – 7th
Kim Sirianni – 7th
Linda Ferguson – 9th
Timothy Kleefeld – 10th
Patricia Milligan – 10th
Ryan Hagen – 11th
Nanette Chauvel – 12th
Ethan Hauser – 12th
Michael Brockob – 12th
Mark Roberts – 12th
Brandi Sanchez – 12th
Dennis Batchelor – 13th
Vernica Oberloh – 13th
Zoey Cook – 14th
Janet Nix – 14th
Deanne Soland – 14th
Sean Westbrook – 14th
Callia Joy – 15th
Bob Ballou – 16th
Joe Antone – 17th
Caleb Charpentier – 17th
Noah Hauser – 17th
Shelly Johnson – 17th
Kelly Anderson – 19th
AnnMarie Archer – 19th
Cami Moore – 19th
Mark Eberlein – 20th
Amy Carpenter – 20th
Annalisa Sanchez – 20th

MINERALS AROUND THE GLOBE

R	A	Z	U	R	I	T	E	T	I	N	E	F	L	U	W	C
M	L	E	X	E	N	A	F	B	E	T	I	R	U	Z	A	L
D	E	T	I	N	O	S	H	T	I	M	S	M	Q	P	V	A
O	X	I	J	M	U	D	A	N	B	U	R	I	T	E	E	T
L	A	R	H	I	Z	T	L	Y	H	F	R	U	T	I	L	E
O	N	E	W	C	M	B	I	O	A	W	Z	B	I	E	L	T
M	D	D	E	R	E	E	T	R	V	B	R	U	T	T	I	I
I	R	I	T	O	T	R	E	U	S	O	C	G	A	I	T	S
T	I	S	I	C	I	Y	B	L	H	L	W	K	N	R	E	O
E	T	E	L	L	B	L	S	E	I	M	P	T	I	A	O	R
T	E	N	O	I	L	O	M	X	F	G	U	H	T	N	P	H
I	V	I	R	N	I	A	P	I	J	S	N	S	E	I	X	C
C	X	R	U	E	T	I	H	T	E	O	G	A	P	L	S	O
N	A	E	A	I	S	G	Q	E	N	E	T	I	R	Y	P	D
I	R	G	T	O	R	B	E	R	N	I	T	E	W	R	G	O
Z	O	E	S	I	T	E	N	S	T	A	T	I	T	E	U	H
F	B	A	R	I	T	E	E	T	I	Y	B	X	I	B	L	R

1. AEGERINE
2. ALEXANDRITE
3. AZURITE
4. BARITE
5. BERYL
6. BIXBYITE
7. BORAX
8. DANBURITE
9. DOLOMITE
10. ENSTATITE
11. GOETHITE
12. GYPSUM
13. HALITE
14. HEMATITE
15. LAZURITE
16. LINARITE
17. MICROCLINE
18. PYRITE
19. RHODOCHROSITE
20. RUTILE
21. SIDERITE
22. SMITHSONITE
23. STAUROLITE
24. STILBITE
25. TALC
26. TITANITE
27. TORBERNITE
28. ULEXITE
29. WAVELLITE
30. WULFENITE
31. ZINCITE
32. ZOESITE

Christina Denman – 21st
Bryon Jones – 21st
Sarah Kleefeld – 21st
Allen Mettler – 21st
Vernon Ng – 21st
Templeton Robson – 21st
Cindi Bonnanzio – 22nd
Lathanya Lakenes – 22nd

Katja Whelan – 22nd
Dennis Baker – 23rd
Rebecca Hendrickson – 23rd
Vorian Armstrong – 25th
John G Huber – 25th
Jesse Brown – 27th
Teresa Harris – 29th
James Hinkel – 30th



ROCK-A-TEER

Newsletter of Puyallup Valley
Gem & Mineral Club
P.O. Box 134
Puyallup, WA 98371